

2018 RPAC Federal Election Cycle Summary

I. Candidate Contributions

The REALTORS® Political Action Committee (RPAC) was the largest contributor to candidates during the 2018 federal election cycle. Disbursing roughly \$5 million in direct contributions to federal candidates, Leadership Political Action Committees (LPACs) and National Political Party Committees RPAC achieved a **93% success rate** in all of our races! Direct contributions made by RPAC were given to both Republican (51%) and Democratic candidates (49%) — one of the most bipartisan major PAC in the country.

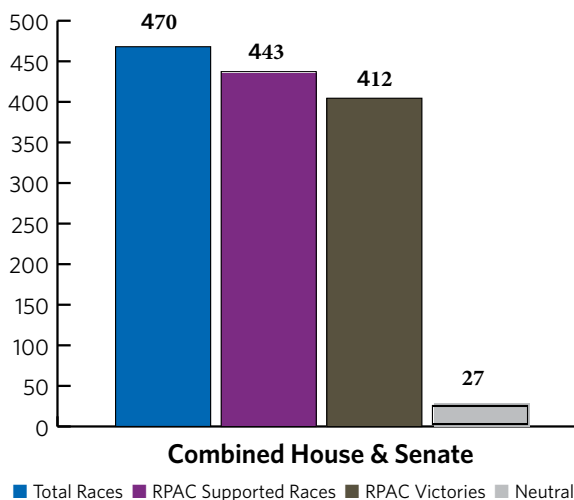
Of the 35 Senate races, RPAC supported:

- 23 Democratic incumbents
- 6 Republican incumbents
- 2 Republicans in open seats, 1 Republican challenger
- 1 Democrat in an open seat
- Neutral in 2 Senate races

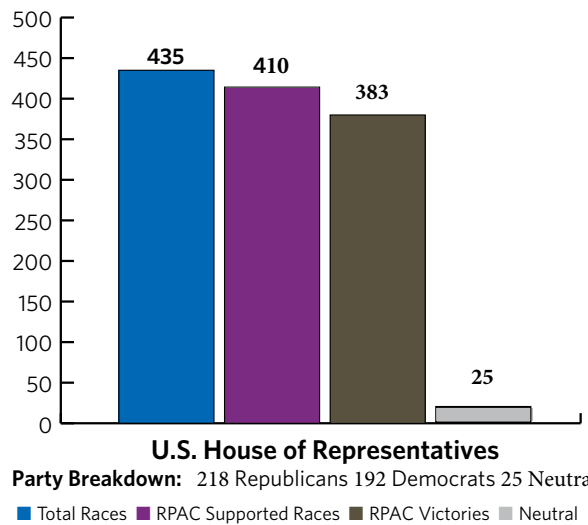
22 of 24 Democratic candidates were successful while 7 of 9 Republican candidates won. Three incumbent Senators and one challenger lost.

Of the 435 House races, RPAC supported 410 candidates, while staying neutral in 25 races. All but one of the 192 Democratic candidates (including 17 of 18 open seat candidates) were successful, while 191 of 218 Republicans won (including 27 of 32 open seat candidates).

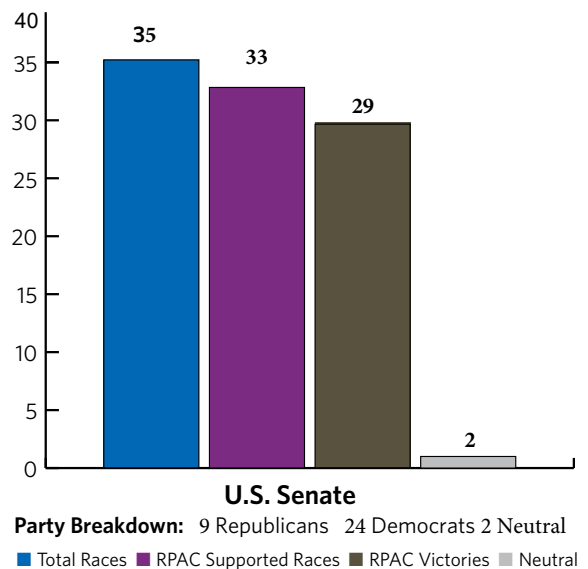
2018 COMBINED HOUSE & SENATE RACES



2018 HOUSE OF REPRESENTATIVES RACES



2018 SENATE RACES



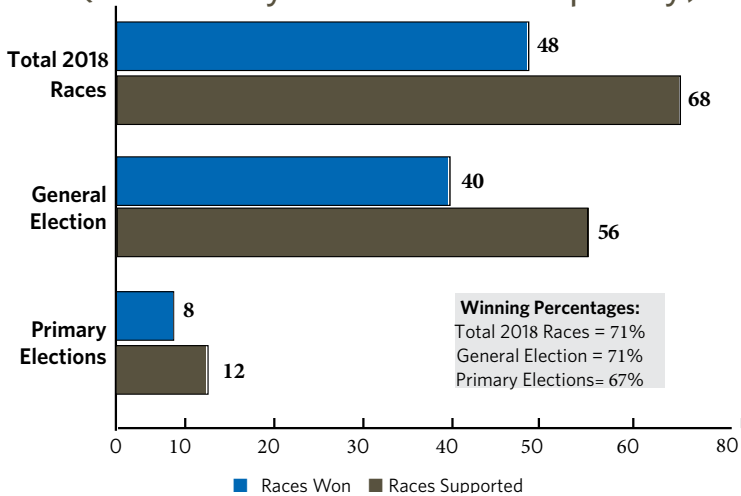
383/410 House = 93% Success Rate
 29/33 Senate = 88% Success Rate
 412/443 Total = 93% Success Rate

2018 RPAC Federal Election Cycle Summary

II. President's Circle

RPAC raised \$5 million during 2017 – 2018 in direct contributions from REALTORS® and at NAR-hosted fund raisers. Forty one candidates deserving of REALTOR® support were identified, with 21 of these candidates winning their races while 10 did not face reelection.

III. Opportunity Races (Advocacy to Membership only)



IV. Independent Expenditures (IE) (Advocacy to General Public)

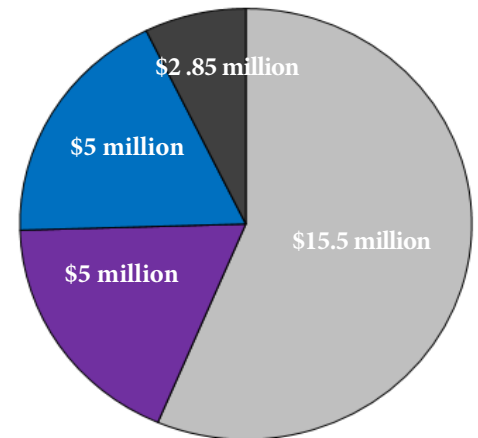
RPAC CONDUCTED FIFTEEN I.E.'S IN THE 2017-2018 CYCLE

2 PRIMARY AND 13 GENERAL ELECTION

Six Wins in the General Election:

- Katie Porter (D-CA45) challenger
- Rep. Mike Coffman (R-CO06)- unsuccessful
- Rep. Andy Barr (R-KY06)
- Rep. Leonard Lance (R-NJ07)-unsuccessful
- Jeff Van Drew (D-NJ02) in an open seat
- Rep. John Faso (R-NY19)- unsuccessful
- Rep. Pete Sessions (R-TX32)-unsuccessful
- Rep. John Culberson (R-TX07)- unsuccessful
- Rep. Kyrsten Sinema (D-AZ Sen) in an open seat
- Sen. Sherrod Brown (D-OHSen)
- Sen. Dean Heller (R-NVSen)- unsuccessful
- Sen. Joe Donnelly (D-INSen)-unsuccessful
- Sen. Cindy Hyde Smith (R-MSSen)

V. Total 2018 Cycle Political Funding = \$28.35 million



■ Independent Expenditures ■ Direct Candidate Contributions
 ■ Opportunity Races ■ President's Circle